RADIATION SAFETY AWARENESS FOR DIAGNOSTIC RADIOLOGY

The mission of AERB is to ensure that the use of ionizing radiation and nuclear energy in India does not cause undue risk to health of people and the environment.

Issued by :

Atomic Energy Regulatory Board

Niyamak Bhavan, Anushaktinagar,
Mumbai - 400094. (Maharashtra)

Display Radiation warning sign on the entrance door

AERB Licence Copy

Do Not Enter when RED light is ON

Use of TLDs!!!

Use TLD with the cassette Wear TLD below apron, at the Chest Level

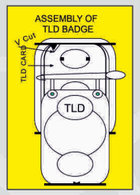

Loading TLD cards in the cassette

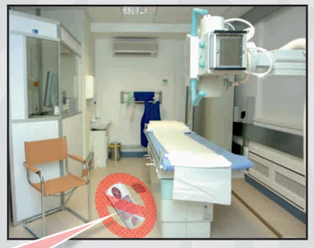

Never store/ leave TLD badge in the X-ray room

Radiography

Always work behind a protective barrier (min. 1.5 mm lead)

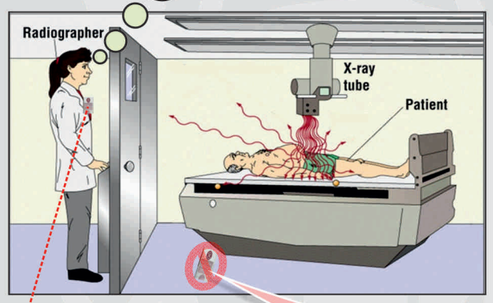

Wear TLD badge at the chest level

Never leave TLD badge near the X-ray equipment/ inside X-ray room

Interventional Radiology (IR)

Use Ceiling Suspended screen, couch hanging flaps and Lead Apron, Lead glasses , Thyroid shield..

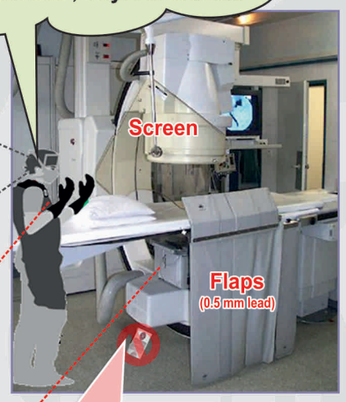

Always use TLD at the chest level, inside lead apron

Never leave TLD badge near the X-ray equipment / inside X-ray room

Keep X ray tube under the patient table and not over it

Mobile X-ray / Dental X-ray

Operate the mobile X-ray/ Dental X-ray machine from a distance, Use Lead Apron

Always use TLD at the chest level, inside lead apron

Use lead Cones for Collimation

Extendable Control Cable for operating from a distance

TDS Principle!!!

Make good use of Time-Distance-Shielding (TDS) Principle to reduce radiation Exposure

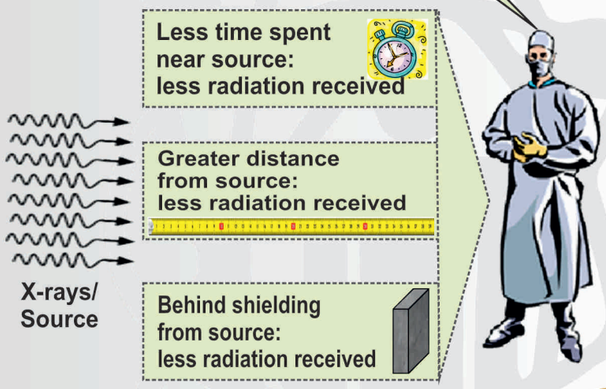

Radiation Generating Equipment

Radiation Symbols

Radioactive Source

FOR DETAILS CONTACT :

The Head,
Radiological Safety Division Atomic Energy Regulatory Board, Niyamak Bhavan,
Anushaktinagar Mumbai - 400 094.
Ph : 022 - 2599 0656 Fax : 022 - 2599 0650

Applications to AERB can now be submitted online through http://www.aerb.gov.in/AERBPortal/eLORA.htm

* Above information is for quick reference only. For details visit www.aerb.gov.in Credits : jvksunil & team